



Halsey Taylor
Satisfying Thirsts Since 1912

Endura II™ Tubular Wall-Mount

Barrier-Free Fountain

MODEL 4405



This fountain is certified to NSF/ANSI 61.

GENERAL

Wall-mounted, Endura II™ Steel fountain with textured powder-coat finish and E-coat immersion for year-round beauty with minimum maintenance. The E-coat immersion process coats the outside and inside of the fountain for the ultimate in corrosion protection. Contour-formed stainless steel basin with rounded corners and edges reduces splatter, insures proper drainage and prevents standing waste water. Designed to be easily accessible to both physically challenged and able-bodied individuals. Ideally suited for installation in public areas. Model meets state and federal requirements as defined by the Americans with Disabilities Act.

BUBBLER

Vandal-resistant bubbler is one-piece, chrome-plated. Unit has integral hood guard designed to prevent contamination from other users, airborne deposits and tampering.

PUSHBUTTON ACTUATION MECHANISM

Self closing, vandal-resistant pushbutton does not require grasping or twisting.

AUTOMATIC STREAM HEIGHT REGULATOR

Self-closing assembly is located inside unit to prevent tampering. Unit resists corrosion and liming. A constant stream height is automatically maintained under line pressures that vary from 20 to 105 psi.

INLET STRAINER

Easily cleaned in-line strainer screen traps particles of 140 microns or larger before they enter the waterway.

WATER INLET

3/8" O.D. Tubing

DRAIN OUTLET

1-1/4" tube outlet for 1-1/4" slip joint connection.

SUGGESTED SPECIFICATIONS

Fountain shall include pushbutton on the front. Shall include contour-formed basin to eliminate splashing and standing water, and shall have rounded corners and edges. Projector shall be chrome-plated vandal-resistant type with integral hood guard and anti-squirt feature. Fountain shall comply with ANSI 117:1 and ADA for visual and motion disabilities. The manufacturer shall certify the unit to meet the requirements of NSF/ANSI 61, and the Safe Drinking Water Act.

Note: Continued product improvement makes specifications subject to change without notice. See Halsey Taylor website for most current spec sheet.



Standard Finish is Evergreen Textured powder-coat Endura II™

Each 4405 consists of 1 carton of the following:

Fountain

Trap and service stop not included.

Shipping weight: 41 lbs.

JOB NAME: _____

ENGINEER/CONTRACTOR NAME: _____

APPROVAL: _____
DATE: _____

halseytaylor.com

HALSEY TAYLOR, 2222 CAMDEN COURT, OAK BROOK, ILLINOIS 60523



4405

Barrier-Free Endura II™ Tubular Wall-Mount Fountain

(CONTINUED)

MOUNTING INSTRUCTIONS

Refer to diagrams for rough-in of plumbing.
This fountain is to be mounted on a smooth, flat finished wall surface with adequate support structure. NOTE: Wall mounting structure must be capable of support 300 lb. load on fountain. Water service line and waste line are to be assembled as required. Final check for leaks and correct functions of fountain should be made. (For details see the installation instructions.)

Installation requires trap to be installed in wall. A service supply stop must be installed at the fountain inlet line. Trap and service stop not included.

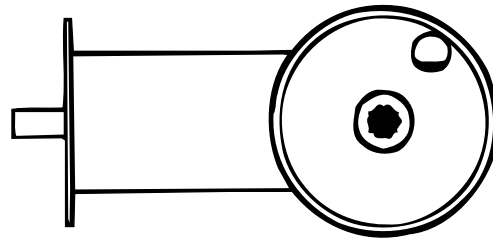
CAUTION — Fountain must be securely bolted to wall.

OPERATING PRESSURES:

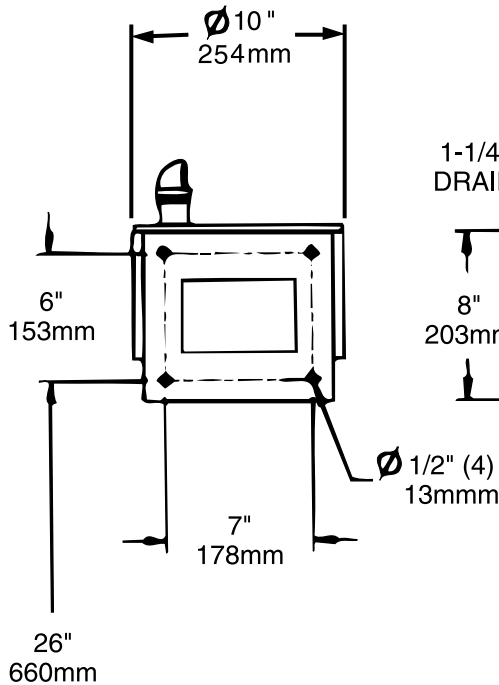
Supply water - 105 psi maximum

NOTE: For wall support required locations see installation instructions provided with fountain.

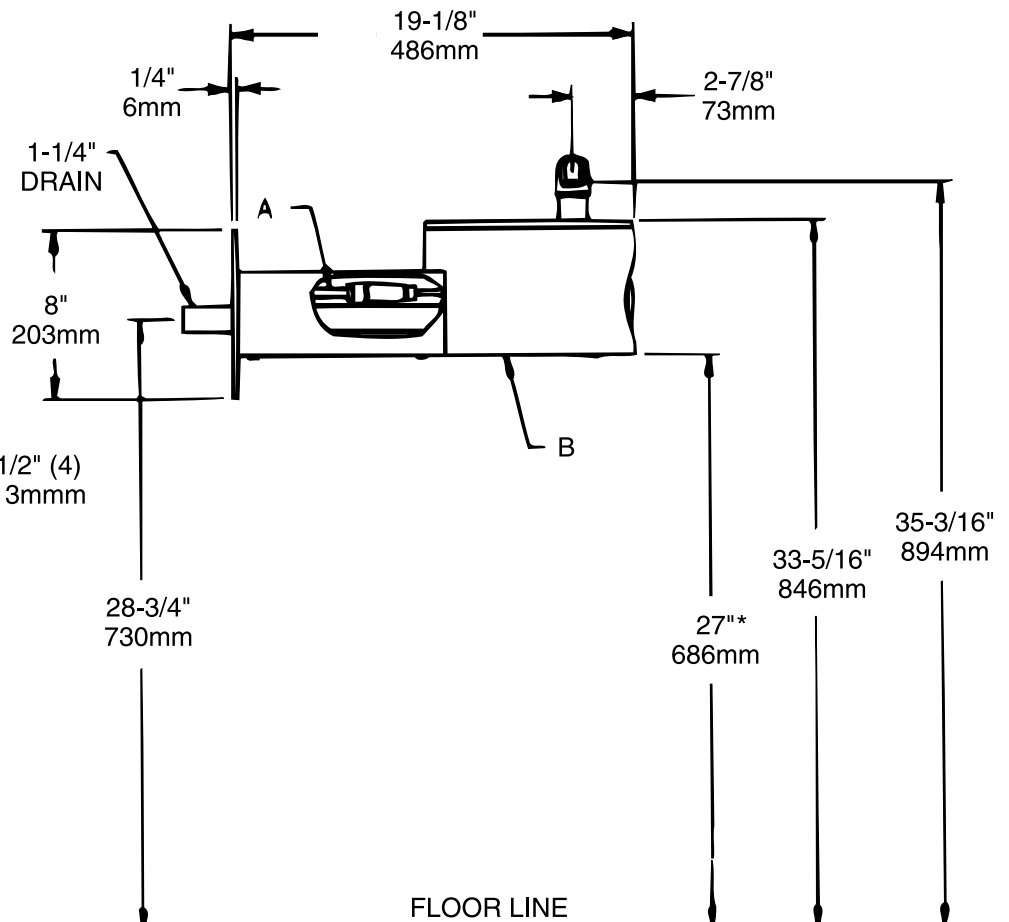
TOP VIEW



BACK VIEW



SIDE VIEW



FLOOR LINE

LEGEND:

A = 3/8" O.D. UNPLATED COPPER TUBE CONNECT - SHUT OFF VALVE BY OTHERS
B = REMOVABLE BOTTOM COVER

1-1/4" Trap not provided.

*ADA Requirement

Halsey Taylor®